

Singapur: Un modelo de desarrollo aplicable en Colombia

Isaac Tcachman



Political Map of the World



Scale 1:75,000,000
 Robinson Projection
 standard parallels 38° N and 38° S

Serbia and Montenegro have asserted the formation of a joint independent state, but this entity has not been formally recognized as a state by the United States.
 Boundary representation is not necessarily authoritative.



ABOUT SINGAPORE

Area: 700 sq km

Population: 4.7 Million: Chinese 76%,
Malays 14%, Indians 9%

Language: English (working Language),
Malay, Chinese (Mandarin) and Tamil



Government:

A republic with parliamentary system of government



Pillars of Economy:

“The philosophy of the government’s economic management is underpinned by two principles: strong adherence to a free market economic system and an active pursuit of outward-oriented economic policies.”

“The success of this strategy is evidenced by real growth averaging 8% from 1960 to 1999, taking Singapore from third world to first in the span of a few decades”



Foreign Policy:

“We believe in:

- promoting good relations with our immediate neighbours in all spheres based on mutual respect and sovereignty
- standing by our friends who have supported us in our times of need
- being fully committed to ASEAN
- continuing to work for the maintenance of a free and open multilateral trading system



Foreign Policy (Cont):

- welcoming trade with any state for mutual benefits and in maintaining an open market economy
- playing an active role in international organizations like the UN
- maintaining a credible military defence as the fundamental basis of an effective foreign policy”



Singapore Vision (IE Singapore):

“...for Singapore to be a thriving business hub with globally competitive enterprises and leading international traders”



Since independence, and to attract foreign companies, Singapore looks for (and maintain):

- **Political, economic and financial stability**
- **Sound labour relations**



To keep the Government Clean:


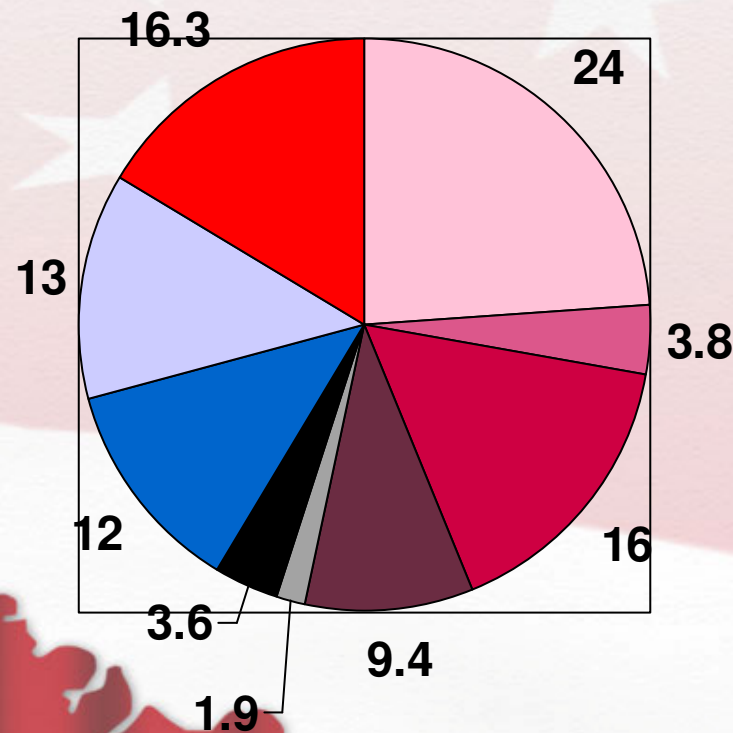
- **Strict anti-corruption laws**
- **Well-paid Government Officials**



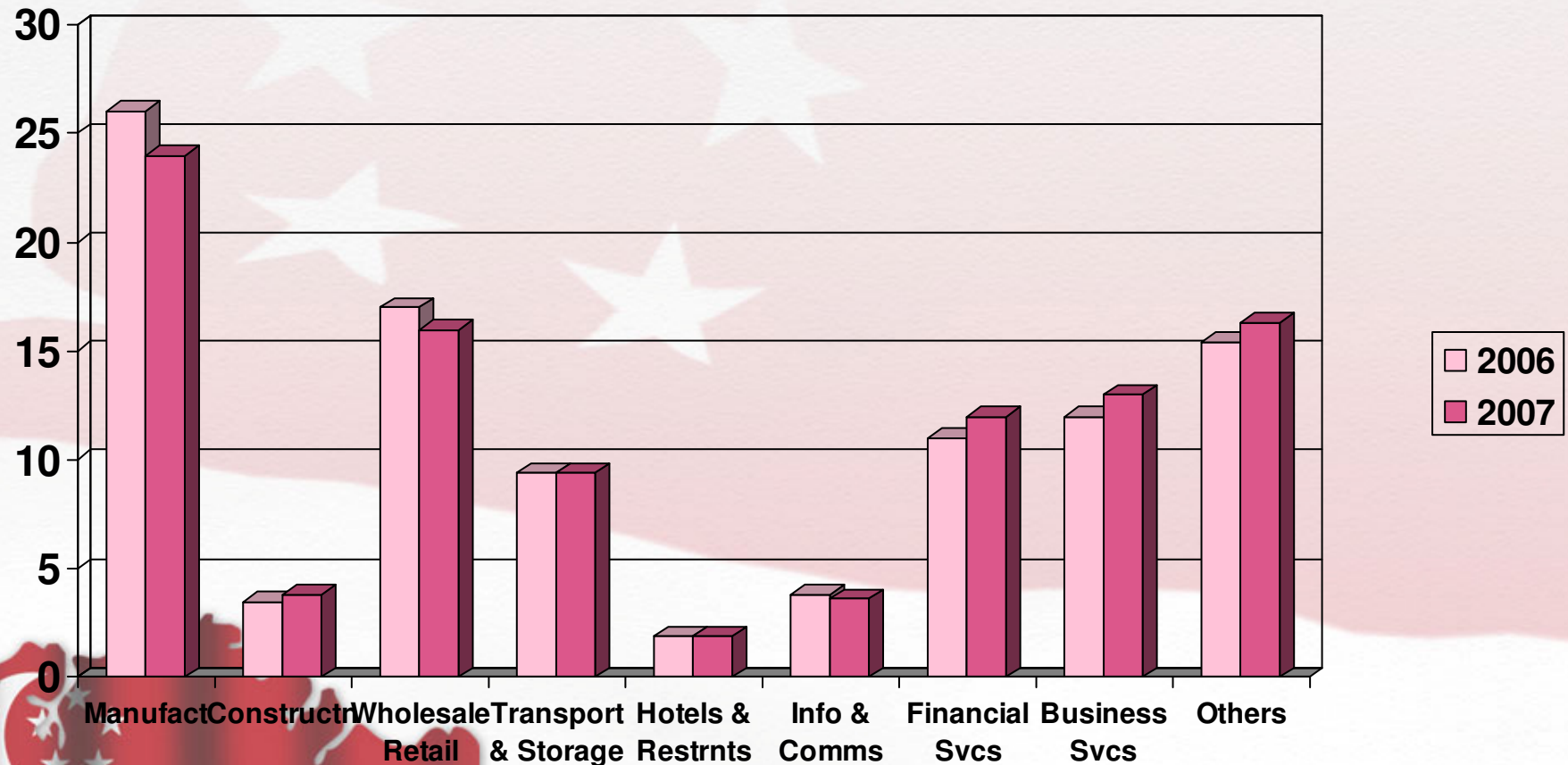
Gross Domestic Product

	2006	2007
Gross Domestic Product	\$ 217 bn	\$ 243 bn
Real Growth(%)	8.2	7.7
Manufacturing	12	5.8
Construction	3.6	20
Wholesale & Retail Trade	10	7.3
Transport & Storage	4.7	5.1
Hotels & Restaurants	4.8	4.4
Information & Communications	4.6	6.3
Financial Services	11	17
Business Services	6.9	7.8

2007 GDP – Sectors (% share of nominal GDP)



GDP – Sectors (% share of nominal GDP) Comparison



Maximum Tax Rates (%)

Country	Corporate Tax	Individual Income Tax	Capital Gains Tax	Estate/Gift/Inheritance
Singapore	18	20	0	10 (Estate)
China	25	45	33	12 (Estate)
Japan	30	40	20 (Suspended til 31 Dec 2008)	70 (Inheritance & Gift)
Korea	25	35	25	N.A
Malaysia	26	28	Exempted indefinitely	N.A
Thailand	30	37	20	N.A
Philippines	32	32	10	20
Vietnam	28	40	60 (for individuals)	N.A

External Trade

	2006	2007
Total Trade	\$ 810 bn	\$ 847 bn
Growth (%)	13	4.5
Exports	\$ 432 bn	\$ 451 bn
Growth (%)	13	4.4
Domestic Exports	\$ 227 bn	\$ 235 bn
Growth (%)	10	3.3
Imports	\$ 379 bn	\$ 396 bn
Growth (%)	14	4.5

Ext Trade – Major Trading Partners

Total Trade	2006	2007
Malaysia	\$ 106 bn	\$ 110 bn
China	\$ 85 bn	\$ 92 bn
USA	\$ 90 bn	\$ 88 bn
Indonesia	\$ 63 bn	\$ 66 bn
Japan	\$ 55 bn	\$ 54 bn
Hong Kong	\$ 50 bn	\$ 53 bn
Taiwan	\$ 39 bn	\$ 37 bn
Korea, Republic of	\$ 31 bn	\$ 35 bn
Thailand	\$ 32 bn	\$ 31 bn

Transport & Communications

	2006	2007
Arrivals of Vessels of Over 75 GRT		
(‘000)	129	129
(Million GRT)	1,315	1,459
Sea Cargo Handled (Million Freight Tonnes)	449	483
Container Throughput (Million TEUs)	25	28
Air Cargo Handled (‘000 Tonnes)	1,916	1,900
Aircraft Landings (‘000)	112	115
Int'l Telephone Call Minutes (Million)	5,074	6,303
Total SMS Messages (Million)	10,483	11,902

Finance

	2006	2007
Money Supply	\$ 52 bn	\$ 64 bn
Growth (%)	13	22
Commercial Banks		
Local (No.)	5	6
Foreign (No.)	103	106
Assets/Liabilities	\$ 509 bn	\$ 581 bn
Deposits of Non-bank Customers	\$ 272 bn	\$ 315 bn
Loans to Non-bank Customers	\$ 195 bn	\$ 233 bn
Prime Lending Rate (%)	5.3	5.3

Cont - Finance

	2006	2007
Asian Currency Units		
Assets/Liabilities	US\$ 699 bn	US\$ 907 bn
Growth (%)	14	30
Foreign Exchange Txns		
Average Daily Turnover	US\$ 190 bn	US\$ 262 bn
Growth (%)	11	38



Singapore Connecting the World



Singapore - Shipping

- Singapore's seaport serves more than 250 shipping lines with links to 600 ports in 123 countries worldwide
- PSA Singapore Terminal handles about one-fifth of the world's total container transshipment throughput. In 2006, PSA Singapore Terminals handled 23.98 million twenty-foot equivalent units (TEUS) of containers
- It was voted the "Best Container Terminal Operator (Asia)" for the 17th time at the 2006 Asian Freight and Supply Chain Awards, and "Best Container Terminal" at the Lloyd's List Maritime Asia Awards, for the 5th time



Singapore – Airlinks

- Singapore's Changi Airport is a major air hub in the Asia Pacific region
- Served by more than 80 airlines with 4,199 weekly flights connecting more than 180 cities in 57 countries
- Changi was crowned "World's Leading Airport" and "Asia Pacific's Leading Airport" (13th World Travel Awards 2006)
- Skytrax's "World's Best Airport" Award (2006)
- "Best Worldwide Airport" (Buying Business Travel 2007)



Singapore – The World's Most Globalised Nation And The Platform For International Businesses

Singapore

- Is the most cost competitive place for business (KPMG Competitive Alternatives Study, 2006)
- Is the world's easiest place to do business (World Bank Report: "Doing Business 2007")
- Has the least restrictions on employing foreign labour in Asia (IMD)
- Is the most competitive Asian economy and 5th in global competitiveness (Global Competitiveness Index 2006-07)





